



### District Report Card: 2017


|                              |                             |
|------------------------------|-----------------------------|
| <b>State:</b> Andhra Pradesh | <b>District:</b> Krishna    |
| <b>Class:</b> 3              | <b>Subject:</b> Mathematics |
| <b>Schools:</b> 61           | <b>Students:</b> 839        |


### Participation/Coverage


#### Students

| <br>GENDER | Boys   |       | Girls  |       |
|---|--------|-------|--------|-------|
|   | Number | %     | Number | %     |
|   | 352    | 41.95 | 487    | 58.05 |

| <br>AREA | Rural  |       | Urban  |       |
|--|--------|-------|--------|-------|
|  | Number | %     | Number | %     |
|  | 569    | 67.82 | 270    | 32.18 |

| <br>CATEGORY | SC     |       | ST     |      | OBC    |       | GEN    |       |
|---|--------|-------|--------|------|--------|-------|--------|-------|
|   | Number | %     | Number | %    | Number | %     | Number | %     |
|   | 226    | 26.94 | 52     | 6.20 | 466    | 55.54 | 95     | 11.32 |

| <br>CWSN | LD | VI | HI | S&LD | ID | Oth |
|---|----|----|----|------|----|-----|
|   | 0  | 0  | 0  | 1    | 3  | 17  |

| <br>Management | Government |       | Government-aided |       |
|---|------------|-------|------------------|-------|
|   | Number     | %     | Number           | %     |
|   | 631        | 75.21 | 208              | 24.79 |

### Average Performance of Students in Mathematics (%)

| Overall | Gender |        | Area  |       | Management |       | Social Group |       |       |       |
|---------|--------|--------|-------|-------|------------|-------|--------------|-------|-------|-------|
|         | Male   | Female | Rural | Urban | Govt.      | Aided | SC           | ST    | OBC   | GEN   |
| 76.92   | 76.40  | 77.29  | 77.81 | 75.04 | 77.81      | 74.20 | 77.85        | 74.49 | 77.58 | 72.77 |

## Performance on Learning Outcomes (LOs)

| Learning Outcomes | Description   | Average Performance(%) |
|-------------------|---|------------------------|
| M301              | Reads and writes numbers up to 999 using place value  | 79.39                  |
| M302              | Compares numbers up to 999 based on their place values  | 86.53                  |
| M303              | Solves simple daily life problems using addition and subtraction of three digit numbers with and without regrouping   | 73.82                  |
| M304              | Constructs and uses the multiplication facts (up till 10) in daily life situations                                    | 79.38                  |
| M305              | Analyses and applies an appropriate number operation in the situation/ context  | 76.40                  |
| M306              | Explains the meaning of division facts by equal grouping/sharing and finds it by repeated subtraction                 | 79.50                  |
| M309              | Identifies and makes 2D-shapes by paper folding, paper cutting on the dot grid, using straight lines etc.             | 89.05                  |
| M311              | Fills a given region leaving no gaps using a tile of a given shape  | 22.25                  |
| M312              | Estimates and measures length and distance using standard units like centimeters or meters & identifies relationships | 46.12                  |
| M317              | Reads the time correctly to the hour using a clock/watch  | 82.84                  |
| M318              | Extends patterns in simple shapes and numbers   | 74.98                  |
| M319              | Records data using tally marks, represents pictorially and draws conclusions  | 88.32                  |

| Range of Performance of Students who Answered Correctly |      |           |      |           |       |           |       |
|---|------|-----------|------|-----------|-------|-----------|-------|
| Below 30%   |      | 30% - 50% |      | 50% - 75% |       | Above 75% |       |
| Number  | %    | Number    | %    | Number    | %     | Number    | %     |
| 20  | 2.38 | 50        | 5.96 | 278       | 33.13 | 491       | 58.52 |

### Lowest Performing Learning Outcomes (LOs)

- 1 - Fills a given region leaving no gaps using a tile of a given shape (22.25)
- 2 - Estimates and measures length and distance using standard units like centimeters or meters & identifies relationships (46.12)
- 3 - Solves simple daily life problems using addition and subtraction of three digit numbers with and without regrouping (73.82)
- 4 - Extends patterns in simple shapes and numbers (74.98)
- 5 - Analyses and applies an appropriate number operation in the situation/ context (76.40)